




Copper Pressure

1/2": 90 (#37304), Street 90 (#37354), 45 (#37204), Street 45 (#37254), Tee (#37404), male (#37804) & female adapter (#37704), caps (#37504), couplings (#37004), C x FIP drop ear 90 (#25399), cast brass male (#25804), cast brass female (#25704)



3/4": 90 (#37305), Street 90 (#37355), 45 (#37205), Street 45 (#37255), Tee (#37405), male (#37805) & female adapter (#37705), caps (#37505), couplings (#37005), cast brass male (#25805), cast brass female (#25705)

3/4" x 3/4" x 1/2" Tee



(#37429)

(#37430) – 3/4" x 1/2" x 3/4" Tee

(#37431) – 3/4" x 1/2" x 1/2" Tee

1", 1-1/2": 90



(#37306, #37308)

(#37439) – 1" x 1" x 1/2" Tee

(#25706, #25806) – 1" female & male cast brass sweat adapters

Copper DWV



1-1/2, 2" 45/90 and street

(#22318, #22319, #22218, #22219, #22358, #22359, #22258, #22259), Long Sweep 90 (#22378, #22379)



2" Wye (#22509), 1-1/2" P-Trap (#22678), 2" P-Trap (#22679), 2" Tee (#22409), 2" Soil Adapter (#22845), 2" x 1-1/2" DWV Tee (#22419), 2" Female Adapter (#22709), 2" Male Adapter (#22809), 2" Flush Cleanout (#22659), 2" Coupling (#22009), 1-1/2" Tee (#22408), 1-1/2" (MIP/sweat x 1-1/2" O.D.) marvel connector (#28638), **2" Utility Tee (#22469)**



½": 90 (#47304), Street 90 (#47354), 45 (#47204), Street 45 (#47254), Tee (#47404), male (#47804) & female adapter (#47704), caps (#47504), couplings (#47004), repair couplings (#47074), CAST MIP/FIP Adapters (#47854, 47754)

¾": 90 (#47305), Street 90 (#47355), 45 (#47205), Street 45 (#47255), Tee (#47405), male (#47805) & female adapter (#47705), caps (#47505), couplings (#47005), repair couplings (#47075), CAST MIP/FIP Adapters (#47855, 47755)

1": 90 (#47306), Street 90 (#47356), 45 (#47206), Street 45 (#47256), Tee (#47406), male (#47806) & female adapter (#47706), caps (#47506), couplings (#47006), repair couplings (#47076), CAST MIP/FIP Adapters (#47856, 47756)

Reducing: ¾" x ½" couplings (#47023), ¾" x ½" tees (#47429), ¾" x ½" x ¾" tees (#47430), ¾" x ½" x ½" tees (#47431), **2" x 1-1/2" tee (#47491)**, **1-1/2" x 1" x 1" tees (#47482)**, **3" x 1" tee (#47553)**

1-1/4": 90 (#47307), Street 90 (#47357), 45 (#47207), Street 45 (#47257), Tee (#47407), male (#47807) & female adapter (#47707), caps (#47507), couplings (#47007)

1-1/2": 90 (#47308), Street 90 (#47358), 45 (#47208), Street 45 (#47258), Tee (#47408), male (#47808) & female adapter (#47708), caps (#47508), couplings (#47008), repair coupling (#47078)

2": 90 (#47309), Street 90 (#47359), 45 (#47209), Street 45 (#47259), Tee (#47409), male (#47809) & female adapter (#47709), caps (#47509), couplings (#47009), repair coupling (#47079)

2-1/2": 90 (#47310), Street 90 (#47360), 45 (#47210), Street 45 (#47260), Tee (#47410), couplings (#47010), repair coupling (#47080)

3": 90 (#47311), Street 90 (#47361), 45 (#47211), Street 45 (#47261), Tee (#47411), couplings (#47011), repair coupling (#47081)

4": 90 (#47312), Street 90 (#47362), 45 (#47212), Street 45 (#47262), Tee (#47412), couplings (#47012), **4" x 9" 125# companion flange (#47612)**

ALL PRESS FITTING REDUCERS TO MAKE UP FITTINGS ½" – 4"


Gas Cocks



$\frac{1}{2}$ " , $\frac{3}{4}$ "

(#13504, #13505)

Dielectric Unions



$\frac{3}{4}$ " , 1" FIP, 2" FIP

(#07445, #07446, #07449)

Ball Valves



$\frac{1}{2}$ " – 2" C x C fullport (#13204, #13205, #13206, #13207, #13208, #13209)

$\frac{1}{2}$ " – 4" Press Fit Ball Valves (#13514 - #13522)

$\frac{1}{2}$ " – 2" IPS Ball Valves (#13104 - #13109)

$\frac{1}{2}$ " – 1" IPS Ball Valves w/drain (13124 – 13126)



XH No-Hub Couplings 4" – (18972)



"AA" size water hammer arrestor – $\frac{1}{2}$ " MIP – (31204)

BACKSTOP® Diaphragm Type Thermal Expansion Tanks



12-A101 (2.1 gallon)

12-ACB30 (8 gallon ASME)

12-A102 (4.5 gallon)


12-ACB45 (12 gallon ASME)

12-TWH1 (for tankless)

12-ACB80 (21 gallon ASME)



DRCY8848QVSCE – ¾" M x M x 48" quick disconnect commercial gas install kit



Stops

Compression inlet: G2CR09X C, G2CR14X C, G2CR19X C



PLB100X P, PLB200X P, SCR19X

Iron Pipe inlet: G2R15X C, G2R17X C



Rigid Supply Tubes

1-12A C, 1-20A C, 1-12DL C, 1-20DL C



BrassCraft®

Speedi-Plumb Flexible Supply Tubes

PLS1-12A F, PLS1-16A F, PLS1-20A F, PLS1-9DL F, PLS1-12DL F,
PLS1-20DL F, PLS1-12KC F, PLS1-20KC F, PLS1-12DW F,

PLS1-20DW F



Speedi Adapter (#63-6-8WX CD) 3/8" O.D. x 1/2" O.D.



TWV3SRX – SWEAT X IPS TANKLESS SERVICE VALVE KIT PRV





flow, stop and go®




Spring-Flo® is the original three-screen slotted aerator. Trusted by plumbers since 1938, Spring-Flo® aerators provide a smooth stream. With a unique air intake through side slots. Spring-Flo® aerators maximize aeration, reduce splash, and disassemble for easy and repeated screen cleaning.

Spring-Flo® aerators are marketed exclusively for the repair part contractor through plumbing wholesalers and plumbing specialty distributors. Spring-Flo® aerators meet or exceed all applicable standards. Complies with low lead standard.

Each Deal contains 24 convenient tubes of 6 Spring-Flo® faucet aerators.

Part # 15 0200 7



Perlator® 2.2 gpm is the faucet aerator most used by faucet manufacturers. This true OEM quality product is now available to the Professional Trade at the most affordable price.

Perlator® 2.2 gpm Dual Threads fits most faucets and is easily recognized to its patented Honeycomb® outlet construction and its color-coded red dome screen. It delivers the highest flow rate allowed by Law in the US and Canada (2.2 gpm max at 60 psi). Perlator® is also available in 1.5 gpm (green dome) for water conservation projects. Complies with low lead standard. Each pack contains 24 tubes of 6

aerators, **Part # 10 9200 7** **Part # 10 6200 7**



flow, stop and go®



For Ultra Low-Flow .5gpm applications, featuring pressure compensating flow regulator that maintains a constant flow regardless of variations in line pressure thereby optimizing system performance and comfort of use at all pressures. Complies with low lead standard.

Each Deal contains 24 convenient tubes of 6 PCA® spray faucet aerators

Part # 10 2200 7



Order Part # 11 9170 5 Cache keys with metal clip



PCA® Care® Small Female Chicago Thread with 10349 Adapter
2.2gpm – chrome finish – laminar flow pattern (E3) – splash free crystal-clear stream.

Order Part Number 10 4920 5 (1/bag)



PCA® Perlator® Small Male Chicago (E12) 2.2gpm – chrome finish – laminar flow pattern – splash free crystal-clear stream

Order Part Number 11 4700 5 (1/bag)



flow, stop and go®



PCA® Perlator® Small Male Chicago (E12) 2.2gpm – chrome finish – laminar flow pattern – splash free crystal-clear stream, vandal-proof

Order Part Number 11 4740 5 (1/bag)

Champion Pump



- Sump Pump: Model #CPS3V-11 (1/3hp, piggyback switch)
 - Sump Pump: Model #CPES5V-11 (1/2hp)
 - Sump Pump: #CPS33V-11 (1/3hp, no piggyback)
- Sewage Ejector Pump: Model #CPW5V-11 (1/2hp)
- Residential Grinder Pump: Model #CPG1011V-2 (1hp, 115 volts, 2" bolt-on discharge adapter, vertical float switch - replaces a standard sewage ejector pump – grinds material to avoid pump jams)
 - 20-foot power cords and switches for grinders

Champion Pump



- 24-1515-SL00: 1-1/2" silent rubber check valve
- 24-2020-SL00: 2" silent rubber check valve



- BACK UP SUMP SYSTEMS

**BBUP900W – 1/3HP PRIMARY PUMP WITH INVERTER,
BATTERY BOX, CABLES, CHECK VALVE & FLOAT**



Champion Pump



BBUP1500WS – 1/2HP PRIMARY PUMP WITH INVERTER, BATTERY BOX, CABLES, CHECK VALVE & FLOAT



CPACE – 1/2HP TRANSFER PUMP



CP3VLT – LAUNDRY TRAY PUMP



Neutra-Safe[®]
CONDENSATE NEUTRALIZERS

**CN2-220V – vertical/horizontal mount neutralizer
for appliance input to 220,000 BTU**

CN2-300C – neutralizer to 300,000 BTU

CN4B-600C – neutralizer to 600,000 BTU

CN4B-850C – neutralizer to 850,000 BTU

CN4B-1200C – neutralizer to 1,200,000 BTU

CN4B-2000C – neutralizer to 2,000,000 BTU

CN5TR – tray style neutralizer to 5,000,000 BTU





Rheem ThermaForce™ Tankless 199K BTU Water Heater RTGH-L-199i

RUUD ThermaForce™ Tankless 199K BTU Water heater RUTGH-L-199i



Rheem ThermaForce™ Boiler 15K – 95K BTU RHBH-L99i

Rheem ThermaForce™ Boiler 20K – 125K BTU RHBH-L120i

Rheem ThermaForce™ Combi Boiler 28.3K – 199K BTU RCBH-L199i

**Call your Friedman & Dorrans salesman for pricing
or to place an order.**

Warehouse Address: 1140 Larkin Drive

Wheeling, IL 60090

Ph: 847-459-8412 Fax: 847-459-8437



Friedman & Dorrans Sales, Inc.

Need it quick...No Problem.... Same Day is O.K.

New items in Blue